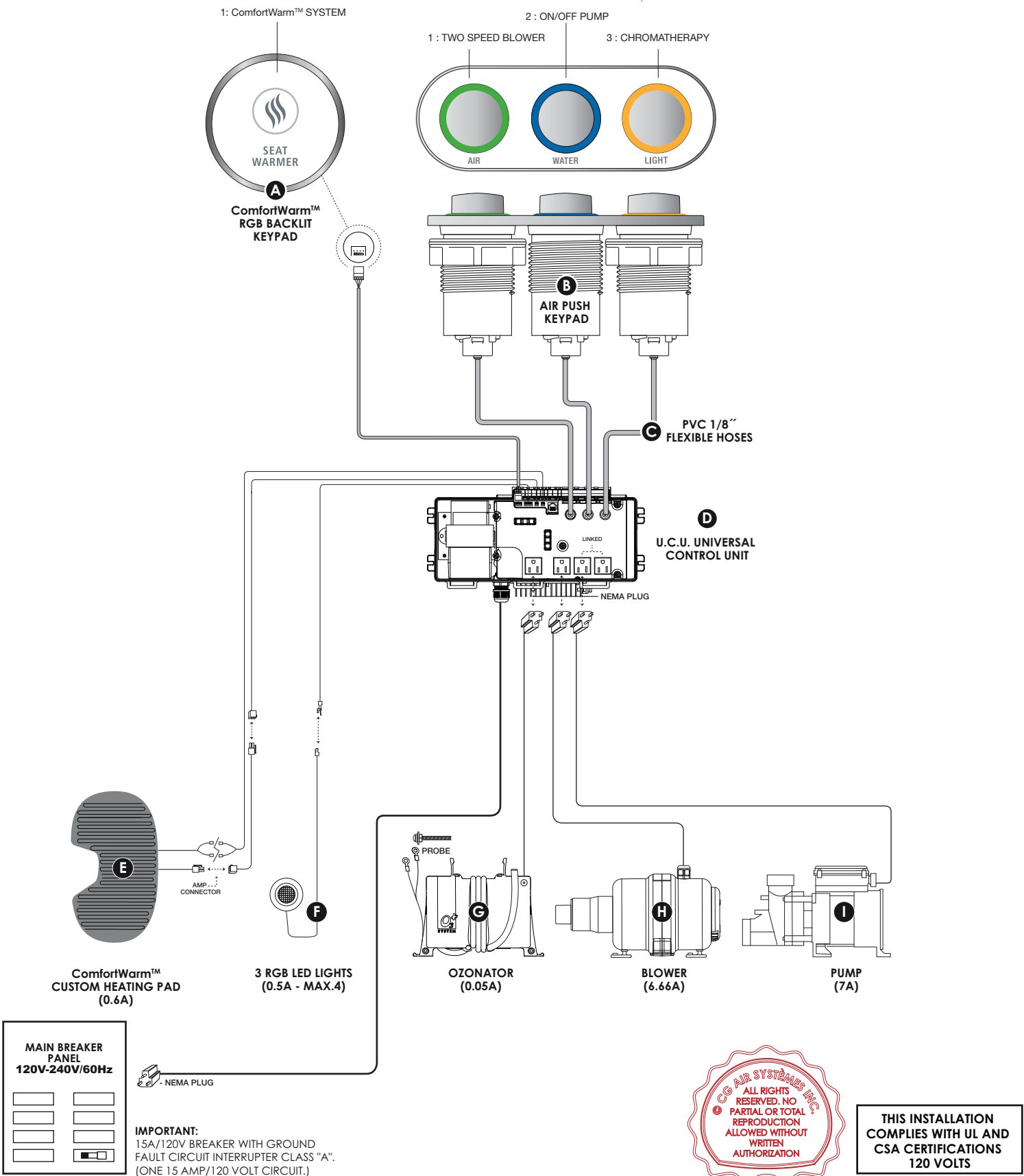


AIR, WHIRLPOOL, CHROMATHERAPY, OZONATOR AND ComfortWarm™ SYSTEM



NOTE: _____

SIGNATURE/DATE: _____

RGB BACKLIT KEYPAD FUNCTIONS	LED
------------------------------	-----

1: ComfortWarm™ 1 st Press: The ComfortWarm™ starts at high heat. 2 nd Press: The ComfortWarm™ changes to medium heat. 3 rd Press: The ComfortWarm™ changes to low heat. 4 th Press: The ComfortWarm™ stops.	RED ORANGE YELLOW OFF
---	--------------------------------

AIR PUSH KEYPAD FUNCTIONS

1: BLOWER 1 st Press: Blower starts at high speed. 2 nd Press: Blower changes to medium speed. 3 rd Press: Wave mode. 4 th Press: Blower stops.
--

2: ON/OFF PUMP 1 st Press: The pump starts. 2 nd Press: The pump stops.
--

3: CHROMATHERAPY 1 st Press: Turn on the light in white. 2 nd Press: Rainbow cycle – Low speed. 3 rd Press: Rainbow cycle – High speed. 4 th Press: Turquoise. 5 th Press: Blue. 6 th Press: Magenta. 7 th Press: Red. 8 th Press: Orange. 9 th Press: Yellow. 10 th Press: Green. 11 th Press: Turn off the light. Press and hold 2 sec. at anytime to turn off the chromatherapy.

ADVANCED PROGRAMMING

OZONATOR CLEANING CYCLE A 15 minutes cleaning cycle begins one (1) hour after no more water is detected by the water detectors.

INTEGRATED 20 MINUTE AUTOMATIC TIMER Integrated 20 minute automatic timer on the complete system, except the ComfortWarm™ system. Count down starts with the first system turned on.
--

INTEGRATED 30 MINUTE AUTOMATIC TIMER Integrated 30 minute automatic timer on the ComfortWarm™ system.

DRYING CYCLE A 1 minute automatic drying cycle will start 20 minutes after the blower is turned off.
--

COMPONENTS

- A: ComfortWarm™ RGB BACKLIT KEYPAD**BW/EAST-R-CW-VC1-**
- B: AIR PUSH KEYPAD**CG/AB3-AL-MR-BU/PT/CH-VUY-V2-**
- C: PVC 1/8" FLEXIBLE HOSES**TUYAU-1/8_AIRPUSH
- D: U.C.U UNIVERSAL CONTROL UNIT**
UCU1-15-120/60-BV/PT/CH/CW-TH-N/4N-BW01
- E: CUSTOM ComfortWarm™ HEATING PAD**CW/PAD-F70W-O/20X11-FRP-MT
- F: OZONATOR**O3-120/60-N-D1+CG01/NC
- G BLOWER**SLO-3-50-120/60A-N
- H: PUMP**PCG-7-N

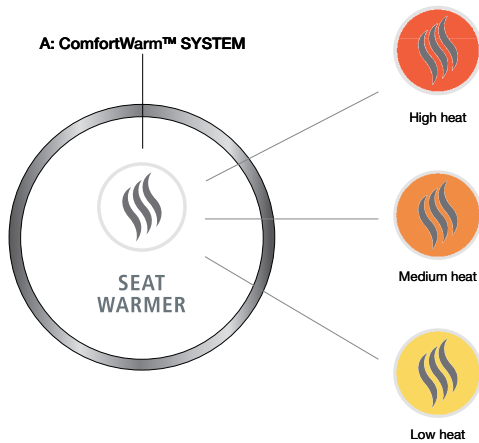
NOTE: _____

SIGNATURE/DATE: _____

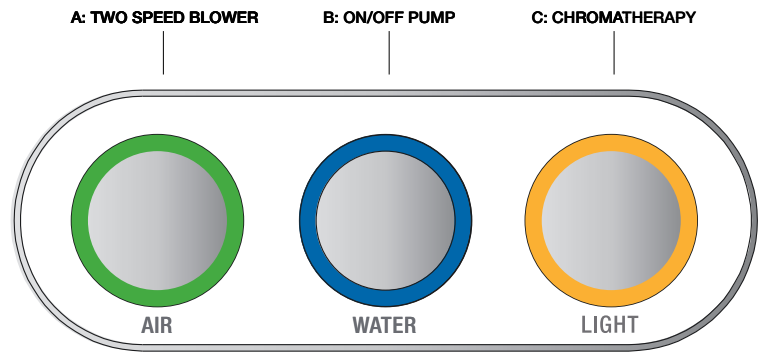
BOCA WALK-IN TUBS

AIR, WHIRLPOOL, OZONATOR AND ComfortWarm™ SYSTEM

1 RGB BACKLIT KEYPAD Functions



2 AIR PUSH KEYPAD Functions



1. RGB BACKLIT KEYPAD FUNCTIONS

LED

2. AIR PUSH KEYPAD FUNCTIONS

A: ComfortWarm™ SYSTEM

- 1st Press: The ComfortWarm™ starts at high heat.
- 2nd Press: The ComfortWarm™ changes to medium heat.
- 3rd Press: The ComfortWarm™ changes to low heat.
- 4th Press: The ComfortWarm™ stops.

RED
ORANGE
YELLOW
OFF

A: BLOWER

- 1st Press: Blower starts at high speed.
- 2nd Press: Blower changes to medium speed.
- 3rd Press: Wave mode.
- 4th Press: Blower stops.

B: ON/OFF PUMP

- 1st Press: The pump starts.
- 2nd Press: The pump stops.

3: CHROMATHERAPY

- 1st Press: Turn on the light in white.
 - 2nd Press: Rainbow cycle – Low speed.
 - 3rd Press: Rainbow cycle – High speed.
 - 4th Press: Turquoise.
 - 5th Press: Blue.
 - 6th Press: Magenta.
 - 7th Press: Red.
 - 8th Press: Orange.
 - 9th Press: Yellow.
 - 10th Press: Green.
 - 11th Press: Turn off the light.
- Press and hold 2 sec. at anytime to turn off the chromatherapy.

ADVANCED PROGRAMMING

INTEGRATED 20 MINUTE AUTOMATIC TIMER

Integrated 20 minute automatic timer on the complete system, except the ComfortWarm™ system. Count down starts with the first system turned on.

DRYING CYCLE

A 1 minute automatic drying cycle will start 20 minutes after the blower is turned off.

INTEGRATED 30 MINUTE AUTOMATIC TIMER

Integrated 30 minute automatic timer on the ComfortWarm™ system.

OZONATOR CLEANING CYCLE

A 15 minutes cleaning cycle begins 1 hour after no more water is detected by the water detectors.