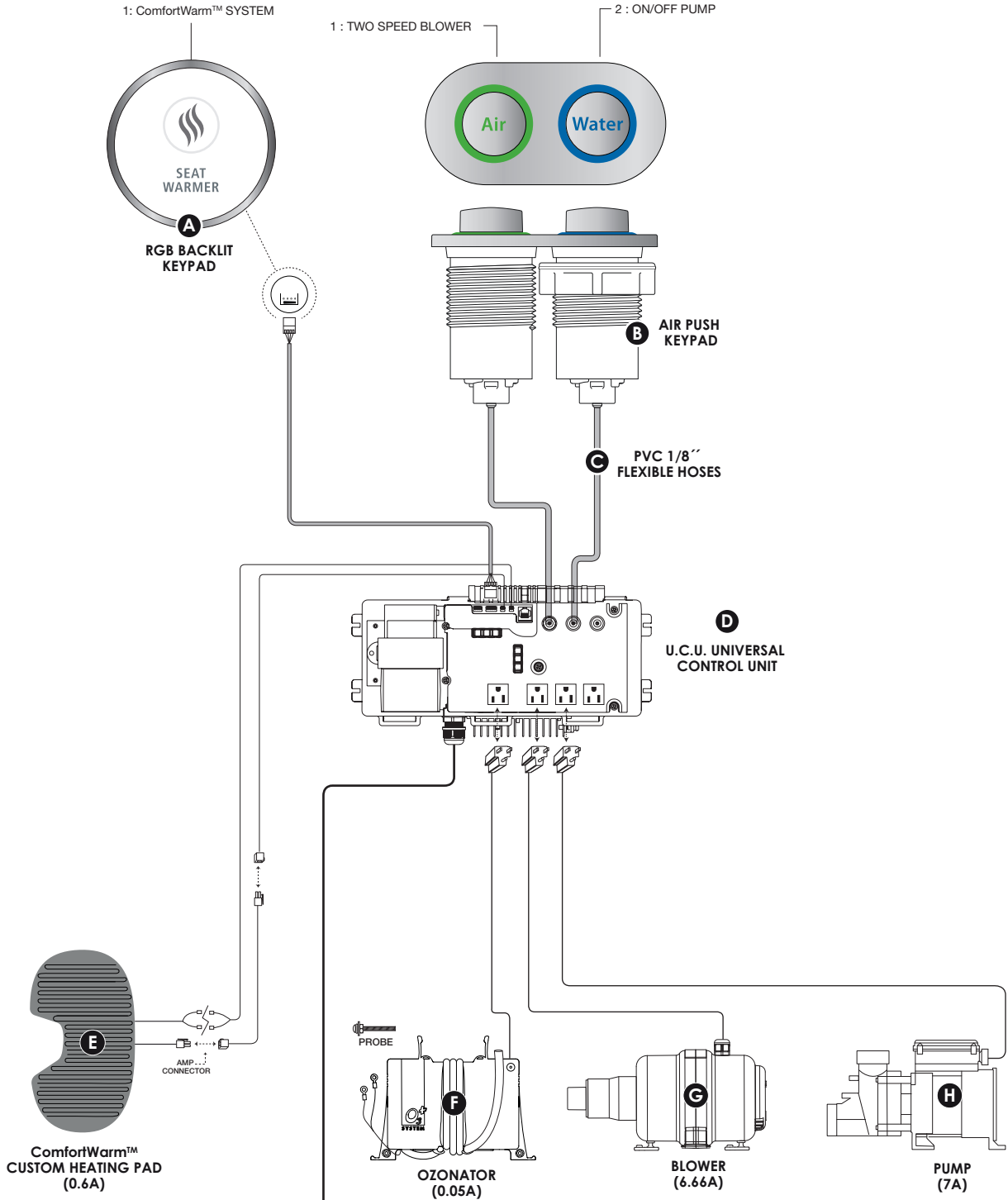



AIR, WHIRLPOOL, OZONATOR AND ComfortWarm™ SYSTEM



**MAIN BREAKER PANEL 120V-240V/60Hz**


IMPORTANT:  
15A/120V BREAKER WITH GROUND FAULT CIRCUIT INTERRUPTER CLASS "A". (ONE 15 AMP/120 VOLT CIRCUIT.)



**THIS INSTALLATION COMPLIES WITH UL AND CSA CERTIFICATIONS 120 VOLTS**

**NOTE:** \_\_\_\_\_

**SIGNATURE/DATE:** \_\_\_\_\_

## RGB BACKLIT KEYPAD FUNCTIONS

## LED

### 1: ComfortWarm™

- 1<sup>st</sup> Press: The ComfortWarm™ starts at high heat.
- 2<sup>nd</sup> Press: The ComfortWarm™ changes to medium heat.
- 3<sup>rd</sup> Press: The ComfortWarm™ changes to low heat.
- 4<sup>th</sup> Press: The ComfortWarm™ stops.

- RED
- ORANGE
- YELLOW
- OFF

## AIR PUSH KEYPAD FUNCTIONS

### 1: BLOWER

- 1<sup>st</sup> Press: Blower starts at high speed.
- 2<sup>nd</sup> Press: Blower changes to medium speed.
- 3<sup>rd</sup> Press: Wave mode.
- 4<sup>th</sup> Press: Blower stops.

### 2: ON/OFF PUMP

- 1<sup>st</sup> Press: The pump starts.
- 2<sup>nd</sup> Press: The pump stops.

## ADVANCED PROGRAMMING

### INTEGRATED 20 MINUTE AUTOMATIC TIMER

Integrated 20 minute automatic timer on the complete system, except the ComfortWarm™ system. Count down starts with the first system turned on.

### INTEGRATED 30 MINUTE AUTOMATIC TIMER

Integrated 30 minute automatic timer on the ComfortWarm™ system.

### DRYING CYCLE

A 1 minute automatic drying cycle will start 20 minutes after the blower is turned off.

### OZONATOR CLEANING CYCLE

A 15 minutes cleaning cycle begins one (1) hour after no more water is detected by the water detectors.

## COMPONENTS

- A: RGB BACKLIT KEYPAD** .....BW/EAST-R-CW-VC1-\*\*
- B: AIR PUSH KEYPAD** .....CG/AB2-A-MR-BUV/PUU-VU-\*\*
- C: PVC 1/8" FLEXIBLE HOSES** .....TUYAU-1/8\_AIRPUSH
- D: U.C.U UNIVERSAL CONTROL UNIT** .....  
.....UCU1-15-120/60-BV/PT/CH/CW-TH-N/4N-CG02
- E: CUSTOM ComfortWarm™ HEATING PAD** .....CW/PAD-F70W-O/20X11-FRP-MT
- F: OZONATOR** .....O3-120/60-N-D1+CG01/NC
- G BLOWER** .....SLO-3-50-120/60A-N
- H: PUMP** .....PCG-7-N
- PROBE** .....CE-WD-SCREW-CM

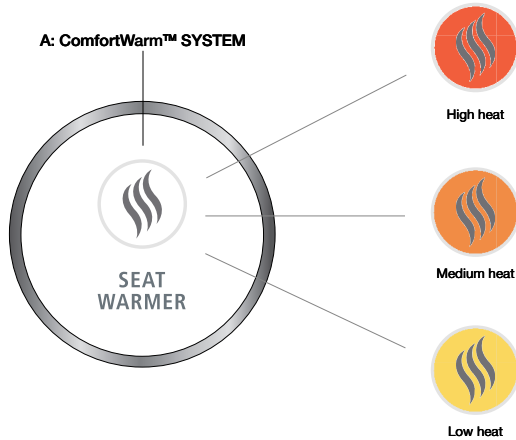
**NOTE:** \_\_\_\_\_  
\_\_\_\_\_

**SIGNATURE/DATE:** \_\_\_\_\_  
\_\_\_\_\_

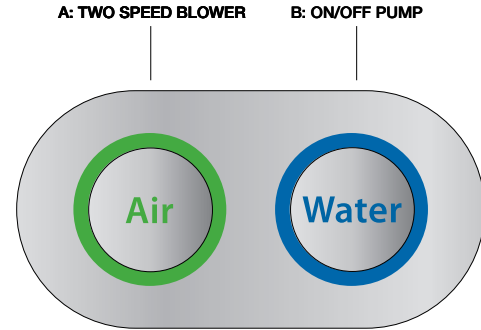
# BOCA WALK-IN TUBS

## AIR, WHIRLPOOL, OZONATOR AND ComfortWarm™ SYSTEM

### 1 RGB BACKLIT KEYPAD Functions



### 2 AIR PUSH KEYPAD Functions



#### 1. RGB BACKLIT KEYPAD FUNCTIONS

#### LED

#### 2. AIR PUSH KEYPAD FUNCTIONS

##### A: ComfortWarm™ SYSTEM

- 1st Press: The ComfortWarm™ starts at high heat.
- 2nd Press: The ComfortWarm™ changes to medium heat.
- 3rd Press: The ComfortWarm™ changes to low heat.
- 4th Press: The ComfortWarm™ stops.

RED  
ORANGE  
YELLOW  
OFF

##### A: BLOWER

- 1st Press: Blower starts at high speed.
- 2nd Press: Blower changes to medium speed.
- 3rd Press: Wave mode.
- 4th Press: Blower stops.

##### B: ON/OFF PUMP

- 1st Press: The pump starts.
- 2nd Press: The pump stops.

#### ADVANCED PROGRAMMING

##### INTEGRATED 20 MINUTE AUTOMATIC TIMER

Integrated 20 minute automatic timer on the complete system, except the ComfortWarm™ system. Count down starts with the first system turned on.

##### DRYING CYCLE

A 1 minute automatic drying cycle will start 20 minutes after the blower is turned off.

##### INTEGRATED 30 MINUTE AUTOMATIC TIMER

Integrated 30 minute automatic timer on the ComfortWarm™ system.

##### OZONATOR CLEANING CYCLE

A 15 minutes cleaning cycle begins 1 hour after no more water is detected by the water detectors.